

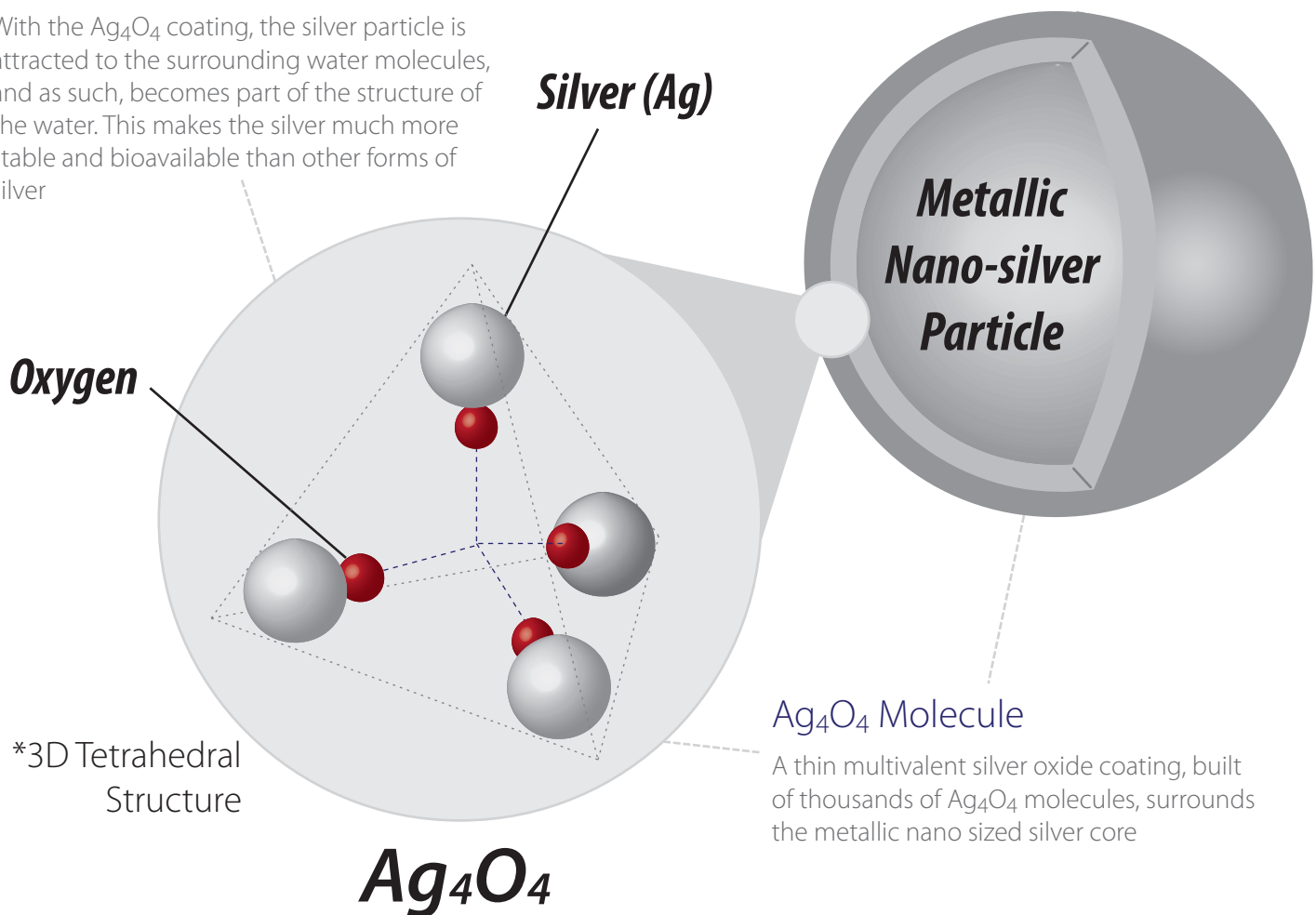
## Metallic Nano Particle + Ag<sub>4</sub>O<sub>4</sub> (Multiple Modes of Action)

### More Stable and Bioavailable

With the Ag<sub>4</sub>O<sub>4</sub> coating, the silver particle is attracted to the surrounding water molecules, and as such, becomes part of the structure of the water. This makes the silver much more stable and bioavailable than other forms of silver

### Not Metabolized

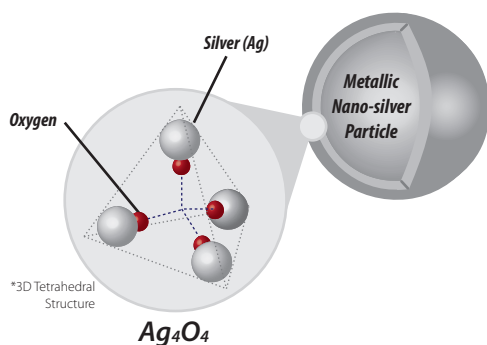
Metallic silver particles are not metabolized by the body and have not been found to build up in the body and cause argyria



### Multiple Modes of Action

Testing has uncovered multiple modes of action by which the ABL Metallic Nano-silver Particle functions. First, it has an ability to steal multiple electrons (compared to ionic silvers which can only steal one). Second, each particle is permanently embedded with a resonant frequency, which allows the particles to have a positive effect on things, without needing direct contact with them. Lastly, the particles also utilize a very useful electrostatic charge.

Compare the three leading forms of silver →



## Metallic Nano Particle + $\text{Ag}_4\text{O}_4$ (Multiple Modes of Action)

Patented by American Biotech Labs, this metallic nano particle is coated with a multivalent silver oxide coating or "skin". With this outer coating, the silver particle is attracted to the surrounding water molecules, and as such, becomes part of the structure of the water. This makes the silver much more stable and bioavailable than other silver particles.

Additionally, the unique  $\text{Ag}_4\text{O}_4$  coating gives the silver particle multiple modes of action by which the particle can be useful in the body:

- Ability to steal electrons
- Resonant Frequency
- Electrostatic Charge

Silver Ion ( $\text{Ag}^+$ )



$\text{Ag}^+$

## Ionic Silver (Silver Ions)

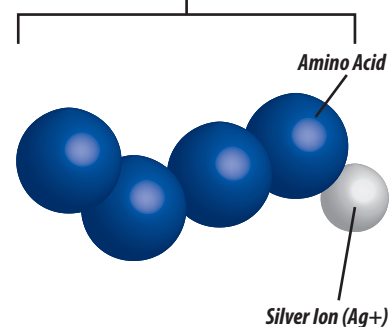
Ionic Silver is one of the most common forms of silver liquid found in the supplement industry today. Many are made by diluting chemical forms of silver, like silver nitrate, to a desired parts per million (ppm), which is then bottled and sold to the public.

Although ionic silver products have the smallest particle size (which they usually tout), they are often the least stable and can easily fall out of suspension.

Additionally, ionic forms of silver only have one mode of action. Once each silver ion steals its missing electron, it becomes neutral and is no longer useful in the body.

Lastly, ionic forms of silver are metabolized, and as a result, can bind up in the body. Over extended periods of time this build up could cause a skin condition known as Argyria, other wise known as the blue man's syndrome.

Portion of a Protein



## Ionic Silver bound to a Protein (Mild Silver Protein)

Mild silver proteins are simply another form of ionic silver. The only difference being that because ionic forms of silver are not generally stable and because they contain unusually large amounts of silver, they are sometimes bound to a protein.

The idea behind binding the ionic silver to the protein is to help make the product more stable than traditional forms of ionic silver, as well as, hopefully making the ionic solution more bioavailable.

However, as a result of this binding with protein, the silver ion is less functional and useful than traditional ionic silver ions. Consequently, higher levels of silver (ppm) are needed to obtain the desired effect.